



## Building with Cob A Step-by-step Guide

By Adam Weismann, By Katy Bryce

### Description


With detailed illustrations and photos, this manual features step-by-step instructions for creating cob structures. Information on natural finishes is provided, including lime plasters, renders and washes, homemade clay and casein paints, and earthen plasters. It details how to construct a cob building that complies with modern building standards, and gives guidance on restoring and repairing old cob structures. A comprehensive list of resources and suppliers is also included.

### Table of Contents

History of Earth Building around the World  
Design and Siting  
Soils: Identifying and Testing  
How to Make a Cob Mix Foundations  
Building with Cob  
Roofs  
Insulation  
Natural Finishes  
Earthen Floors  
Fire and Cob  
Restoration  
Planning and Building  
Regulations  
Conclusion  
Resources and Suppliers

### The Author

Adam Weismann & Katy Bryce work with lime and clay on a daily basis through their company, **Clayworks**. They learnt these skills through restoring ancient vernacular buildings in Cornwall, and then began to apply the traditional techniques and materials to contemporary 'eco' builds. They have a passionate belief in the power of using these natural materials to benefit the health and well being of people, buildings and the environment. Adam and Katy are the authors of *Building with Cob* and *Using Natural Finishes* for Green Books.



Available: 01 February 2006  
ISBN: 9781903998724  
Format: 10.05in x 8.05in  
Binding: Paperback  
Extent: 256  
PRICE: \$39.95  
BIC Code: TNK; AMC; RNC; TNT  
BISAC: ARC018000; TEC005000;  
ARC004000; SCI020000  
Audience: Professional and scholarly  
Series: Sustainable Building

### Publisher


Green Books  
sales@greenbooks.co.uk  
www.greenbooks.co.uk

### Representation


Signature Book Representation  
sales@signaturebooksuk.com

### North American Distribution and Wholesalers

Independent Publishers Group  
www.ipgbook.com  
Ingram



Using Natural  
Finishes



Clay and lime  
renders, plasters  
and paints